



BEVERAGE-AIR

Project: _____	AIA# _____
Item: _____	
Location: _____	SIS# _____
Approved: _____	

BOTTOM MOUNT REACH-IN REFRIGERATORS

RB12HC Solid Door Reach-in Refrigerator
Hydrocarbon Series

MODEL:
RB12HC-1S



RB12HC-1S

3 Year Parts/Labor Warranty
Additional 2 Year Compressor Warranty

CABINET CONSTRUCTION

- Stainless steel front and door, gray painted sides
- Gray painted aluminum interior
- Full electronic control
- LED lighting standard
- Anti-microbial door handle and door lock are standard
- Self-closing door with 120° Stay-open feature, on spring-loaded hinges
- Door locks (solid doors only)
- One -piece grille allow easy removal/installation for preventative maintenance
- Four (4) heavy duty epoxy coated wire shelves standard
- 6" Caster standard with (2) brakes
- Maintains product temperatures between 36°-38° F

OPTIONS & ACCESSORIES

- ☐ Stainless steel universal tray slide pair, 1 tray slide set for (1) 18" x 26" or (2) 14" x 18" pans (AC)
- ☐ Epoxy shelves
- ☐ Shelf clips
- ☐ 3" caster or 6" legs
- ☐ Remote option

REFRIGERATION SYSTEM

- Refrigeration system uses R290 refrigerant to comply with all environmental concerns
- Automatic, non-electric defrost
- Epoxy coated evaporator coil

RB12HC Bottom Mount Models: Vista Series



3779 Champion Blvd., Winston-Salem, NC 27105
1-888-845-9800 Fax: 1-336-245-6453
Beverage-Air.com sales@bevair.com



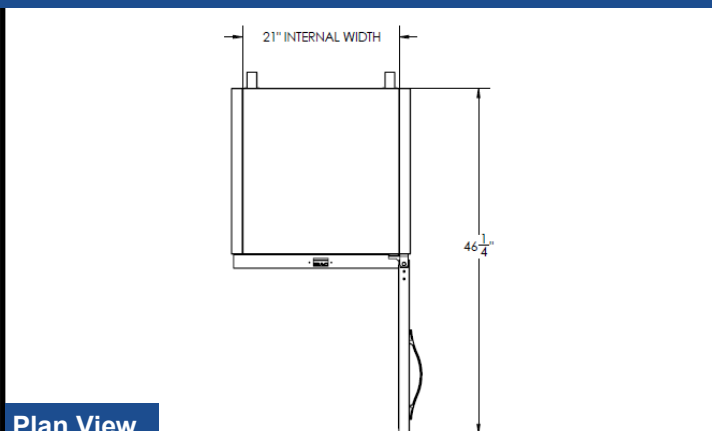
BEVERAGE-AIR

MODEL	RB12HC-1S
EXTERNAL DIMENSIONAL DATA	
Width Overall	24"
Depth Overall with Handle	26"
Height Overall with 6" casters	67 3/8"
Number of Doors	1
Depth with Door Open 90°	46 1/4"
Door Opening	20 7/8" x 48 5/8"
INTERNAL DIMENSIONAL DATA	
NET Capacity (cubic ft.)	11.8
Internal Width Overall (in)	21"
Internal Depth Overall (in)	19 3/4"
Internal Height Overall (in)	44 3/4"
Number of Shelves	4
ELECTRICAL DATA	
Full Load Amperes 115/60/1	2.0
REFRIGERATION DATA	
Horsepower	1/6
Capacity (BTU/Hr)*	1010
WEIGHT DATA	
Gross Weight (Crated lbs)	250 lbs
Height - Crated	68"
Width - Crated	27"
Depth - Crated	29"

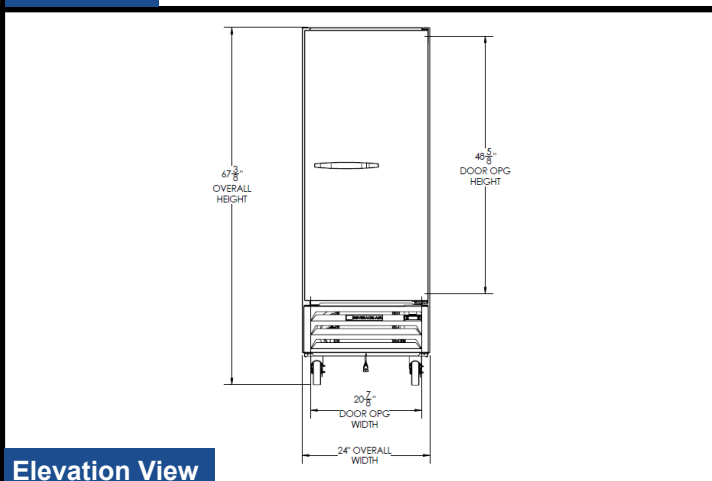
Vista Series Bottom Mount Reach-in Refrigerator

Model: RB12HC-1S

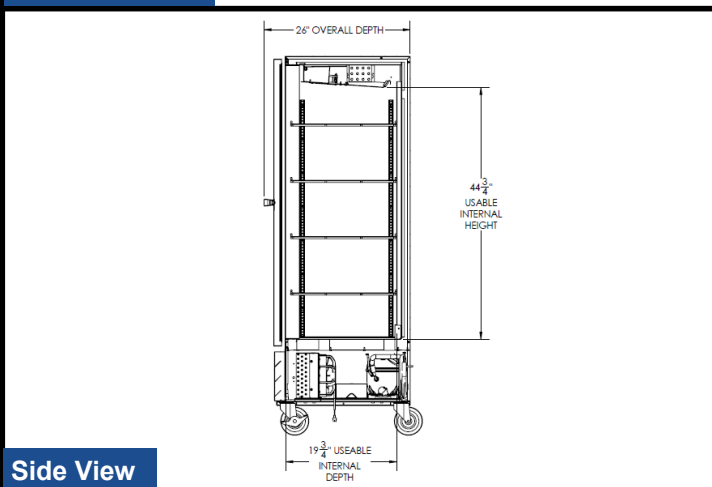
Model Views



Plan View



Elevation View



Side View

ELECTRICAL CONNECTION



115/60/1
NEMA-5-15P

Units pre-wired at factory and include 8' long cord and plug set.



an Ali Group Company



The Spirit of Excellence

3779 Champion Blvd., Winston-Salem, NC 27105
1-888-845-9800 Fax: 1-336-245-6453
Beverage-Air.com sales@bevair.com