



# BEVERAGE-AIR

Project: _____	AIA# _____
Item: _____	
Location: _____	SIS# _____
Approved: _____	

## CT12 TOP MOUNTED CROSS-TEMP™

CT12-12HC Half Solid Door Variable Speed Freezer/Refrigerator  
Hydrocarbon Series

**MODELS:**  
CT12-12HC-1HS



**CT12-12HC-1HS**

### OPTIONS & ACCESSORIES

- ☐ Stainless steel exterior
- ☐ Stainless steel interior
- ☐ Tray slide pair, 1 tray slide set for (1) 18" x 26" or (2) 14" x 18" pans (A)
- ☐ Stainless steel universal tray slide pair, 1 tray slide set for (1) 18" x 26" or (2) 14" x 18" pans (AC)
- ☐ Additional shelves
- ☐ Left hand hinged

**3 Year Parts/Labor Warranty**  
**Additional 2 Year Compressor Warranty**

### CABINET CONSTRUCTION

- Exterior is stainless steel front with continuous coil coated sides
- Interior liner is made of corrosion resistant aluminum
- Door locks standard (solid doors only)
- Expansion valve technology
- Easily converts from refrigerator to freezer
- Dual cabinet configurable to all menu initiatives, temperature range of -15 to 40° F
- Modulates coil temp to achieve desired set point
- Intuitive compressor
- Variable speed compressor technology achieve 30% more energy efficiency
- Quicker pull-down
- Improved product stability
- Two (2) epoxy coated shelves per section
- 6" Casters with (2) brakes

### REFRIGERATION SYSTEM

- Refrigeration system uses R290 refrigerant to comply with all environmental concerns
- Automatic, electric defrost
- Epoxy coated evaporator coil

CT12-12HC Top Mount Models Cross-Temp™



3779 Champion Blvd., Winston-Salem, NC 27105  
1-888-845-9800 Fax: 1-336-245-6453  
Beverage-Air.com sales@bevair.com



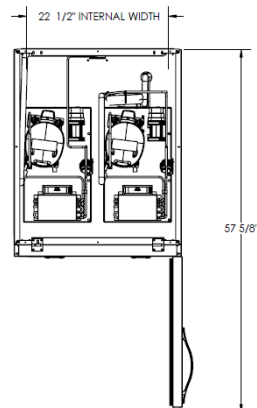
# BEVERAGE-AIR

## Cross Temp™ Top Mount Refrigerators

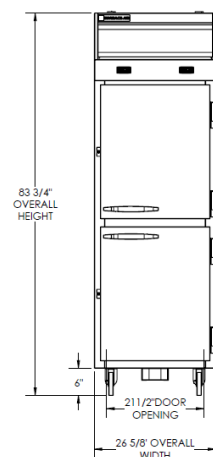
Models: CT12-12HC-1HS

MODEL	CT12-12HC-1HS
<b>EXTERNAL DIMENSIONAL DATA</b>	
Width Overall	26 5/8"
Depth Overall with Handle	34 5/8"
Height Overall	83 3/4"
Number of Doors	2
Depth with Door Open 90°	57 5/8"
Door Opening (in)	21 1/2" x 24 5/8"
<b>INTERNAL DIMENSIONAL DATA</b>	
NET Capacity (cubic ft.)	(2) 9.0
Internal Width Overall (in)	22 1/2"
Internal Depth Overall (in)	26"
Internal Height Overall (in)	26 11/16"
Number or Shelves	4
<b>ELECTRICAL DATA</b>	
Full Load Amperes 115/60/1	(2) 5.8
<b>REFRIGERATION DATA</b>	
Capacity (BTU/Hr)*	Variable Speed Technology
<b>WEIGHT DATA</b>	
Gross Weight (Crated lbs)	375 lbs
Height - Crated	87 1/2"
Width - Crated	35"
Depth - Crated	41"

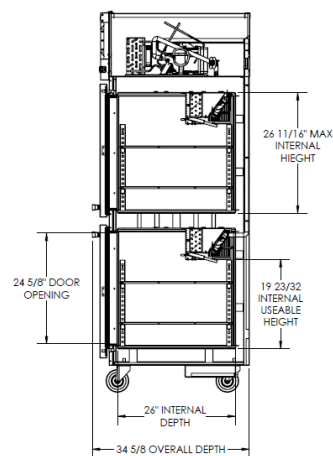
### Model Views



Plan View



Elevation View



Side View

### ELECTRICAL CONNECTION



115/60/1  
NEMA-5-15P

Units pre-wired at factory and include (2) 8' long cord and plug set.



an Ali Group Company



The Spirit of Excellence

3779 Champion Blvd., Winston-Salem, NC 27105  
1-888-845-9800 Fax: 1-336-245-6453  
Beverage-Air.com sales@bevair.com