



BEVERAGE-AIR

Project: _____	AIA# _____
Item: _____	
Location: _____	SIS# _____
Approved: _____	

WTRD WORKTOP REFRIGERATOR WITH DRAWERS

WTRD32AHC Worktop with Flat Top
Hydrocarbon Series

MODELS:
WTRD32AHC-2-FLT

WTRD32AHC Worktop Refrigerator: Food Prep Series



WTRD32AHC-2-FLT

3 Year Parts/Labor Warranty
Additional 2 Year Compressor Warranty

CABINET CONSTRUCTION

- Stainless steel front, sides, top and drawers, (*galvanized back & bottom*)
- Interior liner is made of corrosion resistant aluminum
- Full electronic control
- Interior thermometer is standard
- Stainless steel top for added durability
- Flat top
- Magnetic gaskets attached to each drawer for positive seal
- Painted aluminum handles
- 6" Casters, 2 with brakes standard
- Stainless steel drawer frames supported on telescoping drawer slides
- Drawer slides include locking mechanism that prevents drawers from being inadvertently pulled off cabinet
- Maintains product temperatures between 36° to 38°F

OPTIONS & ACCESSORIES

- ☐ Stainless steel back and grille
- ☐ Stainless steel interior
- ☐ 3" Casters or 6" legs
- ☐ Low profile casters
- ☐ Remote option

REFRIGERATION SYSTEM

- Refrigeration system uses R290 refrigerant to comply with all environmental concerns
- Automatic, non-electric defrost
- Epoxy coated evaporator coil

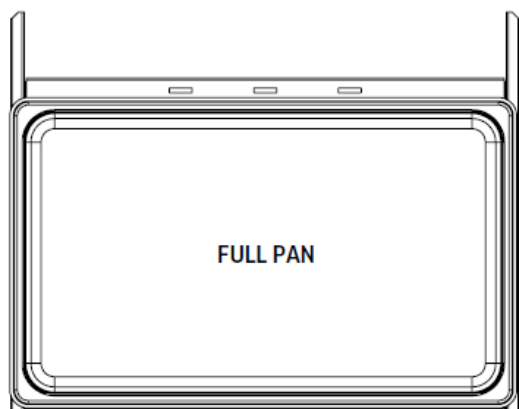


3779 Champion Blvd., Winston-Salem, NC 27105
1-888-845-9800 Fax: 1-336-245-6453
Beverage-Air.com sales@bevair.com



BEVERAGE-AIR

MODEL	WTRD32AHC-2-FLT
EXTERNAL DIMENSIONAL DATA	
Width Overall	32"
Depth Overall with Handle & Bumper	32"
Height Overall with 6" casters	29 1/2"
Number of Drawers	2
Depth with Drawer Open 90°	48 1/2"
Drawer Opening (in)	(2) 27 5/8" X 21 5/8"
INTERNAL DIMENSIONAL DATA	
NET Capacity (cubic ft.)	7.2
Internal Width Overall (in)	28"
Internal Depth Upper (in)	18 1/4"
Internal Depth Lower (in)	15 3/8"
Internal Height Overall (in)	23"
ELECTRICAL DATA	
Full Load Amperes 115/60/1	2.0
REFRIGERATION DATA	
Horsepower	1/10
Capacity (BTU/Hr)*	1110
WEIGHT DATA	
Gross Weight (Crated lbs)	240 lbs
Height - Crated	40"
Width - Crated	32"
Depth - Crated	32"

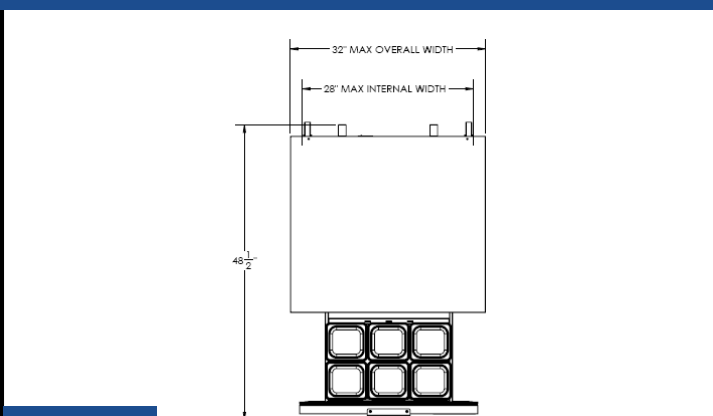


FULL PAN

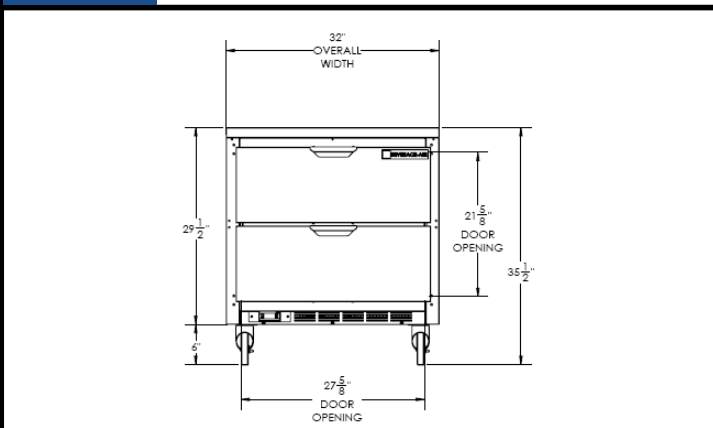
Two Drawer Worktop Refrigerator

Models: WTRD32AHC-2-FLT

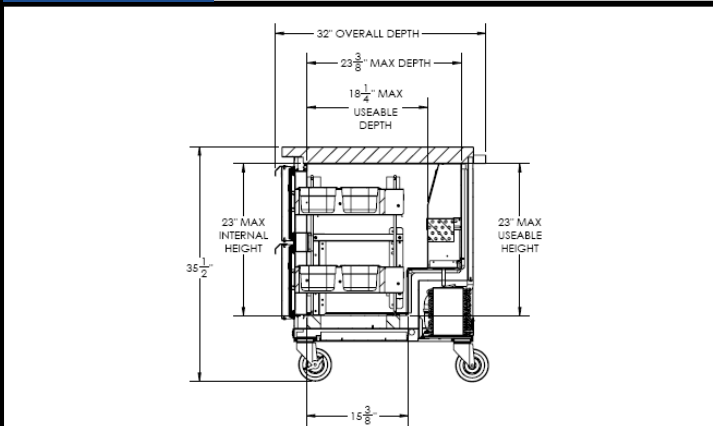
Model Views



Plan View



Elevation View



Side View

ELECTRICAL CONNECTION



115/60/1
NEMA-5-15P

Units pre-wired at
factory and include 8'
long cord and plug set.



an Ali Group Company



The Spirit of Excellence

3779 Champion Blvd., Winston-Salem, NC 27105
1-888-845-9800 Fax: 1-336-245-6453
Beverage-Air.com sales@bevair.com