



# BEVERAGE-AIR

Project: _____	AIA#
Item: _____	
Location: _____	SIS#
Approved: _____	

## MT MARKETEER™ MERCHANDISERS

MT12 White Hinged Door Model  
Hydrocarbon Series

**MODELS:**  
**MT12-1W**



**MT12-1W**

**3 Year Parts/Labor Warranty**  
**Additional 2 Year Compressor Warranty**

### CABINET CONSTRUCTION

- Standard cabinet exterior finish is heavy duty steel with a white baked on durable coating
- Heavy duty interior construction includes white coated steel
- Electronic temperature control
- Modern one piece grill
- Double pane lowE argon filled glass doors feature outside pane that is tempered for added safety
- Door lock standard
- Self-closing hinged glass door features, pocket door handle
- LED lighting
- Four (4) epoxy coated shelves standard.
- 2" Leveling feet

### OPTIONS & ACCESSORIES

- ☐ Extra shelves & clips
- ☐ 3" Casters
- ☐ Visislide shelving kit
- ☐ Reversible door hinge kit

### REFRIGERATION SYSTEM

- Refrigeration system uses R290 refrigerant to comply with all environmental standards
- Condenser is designed to be low maintenance, and energy efficient.
- Automatic, non-electric defrost
- Epoxy coated evaporator coil

MT12™ Merchandiser: Hinged Door Model



3779 Champion Blvd., Winston-Salem, NC 27105  
1-888-845-9800 Fax: 1-336-245-6453  
Beverage-Air.com sales@bevair.com



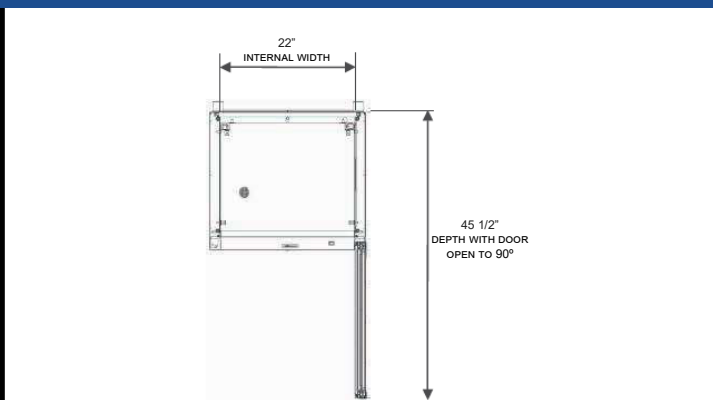
# BEVERAGE-AIR

MODEL	MT12-1W
<b>EXTERNAL DIMENSIONAL DATA</b>	
Width Overall	24 7/8"
Depth Overall	22 13/16"
Height Overall	63 5/8"
Number of Doors	1
Depth with Door Open 90 °	45 1/2"
Clear Door Opening (in)	21" x 48 1/2"
Shelf Area (Sq. in)	360 3/32"
<b>INTERNAL DIMENSIONAL DATA</b>	
NET Capacity (cubic ft.)	11.50
Capacity 20 oz	168
Internal Width Overall (in)	22"
Internal Depth Overall (in)	16 1/2"
Internal Height Overall (in)	49 7/8"
Internal Height Useable (in)	43 3/4"
Number of Shelves	4
<b>ELECTRICAL DATA</b>	
Full Load Amperes 115/60/1	4.1
<b>REFRIGERATION DATA</b>	
Horsepower	1/6
Capacity (BTU/Hr)*	1407
<b>WEIGHT DATA</b>	
Gross Weight (Crated lbs)	210.32 lbs
Height - Crated	70 1/8"
Width - Crated	28 1/8"
Depth - Crated	27"

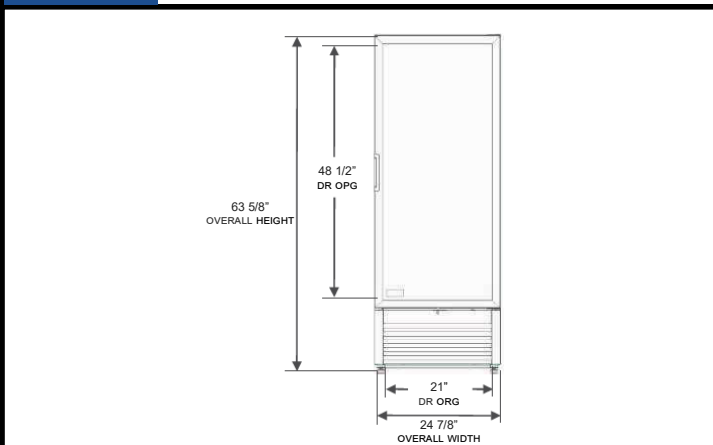
## Glass Hinged Door Model

Models: MT12-1W

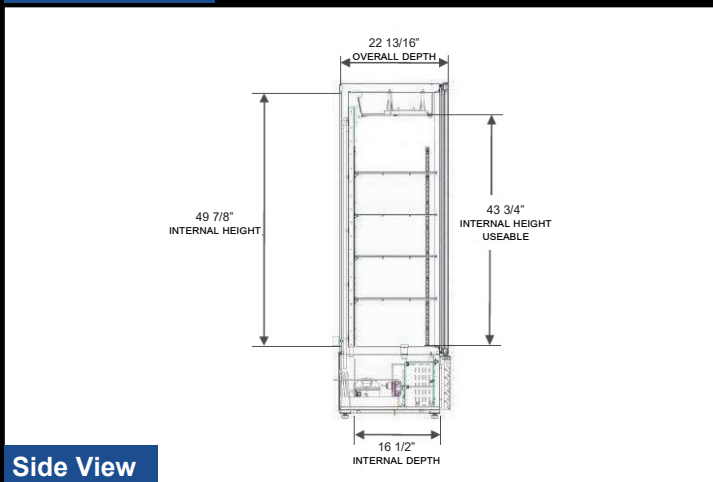
### Model Views



Plan View



Elevation View



Side View

### ELECTRICAL CONNECTION



115/60/1  
NEMA-5-15P

Units pre-wired at  
factory and include 8'  
long cord and plug set.



an Ali Group Company



3779 Champion Blvd., Winston-Salem, NC 27105  
1-888-845-9800 Fax: 1-336-245-6453  
Beverage-Air.com sales@bevair.com