



BEVERAGE-AIR

| | |
|-----------------|------------|
| Project: _____ | AIA# _____ |
| Item: _____ | |
| Location: _____ | SIS# _____ |
| Approved: _____ | |

SPED ELITE SERIES FOOD PREPARATION TABLES

SPED60HC Mega Top Sandwich Prep Table with Drawers
Hydrocarbon Series

MODELS:
SPED60HC-12M-4



SPED60HC-12M-4

3 Year Parts/Labor Warranty
Additional 2 Year Compressor Warranty

CABINET CONSTRUCTION

- Stainless steel front, sides, top, drawers, and grille (galvanized steel back & bottom)
- Interior liner is made of corrosion resistant aluminum
- Removable hoods & insulated lid assemblies are made of matching stainless steel
- Painted aluminum drawer handles
- 6" Casters, 2 with brakes standard
- 10" Wide cutting board constructed of white polyethylene plastic
- Cutting board removable for cleaning
- Pans furnished are 4" deep constructed of polycarbonate plastic
- Stainless steel drawer frames supported on telescoping drawer slides
- Drawer slides include locking mechanism that prevents drawers from being inadvertently pulled off cabinet
- Top and bottom drawers accommodate 6" deep pans
- Maintains product temperature between 36° - 38°F

OPTIONS & ACCESSORIES

- ☐ Stainless steel back options
- ☐ Stainless steel interior options
- ☐ Overshelves (single or double)
- ☐ Crumb catcher
- ☐ Modified pan openings
- ☐ 6" Legs
- ☐ 3" Casters
- ☐ Low profile casters
- ☐ Richlite cutting board
- ☐ Night cover
- ☐ Remote option

REFRIGERATION SYSTEM

- Refrigeration system uses R290 refrigerant to comply with all environmental concerns
- Automatic, non-electric defrost
- Epoxy coated evaporator coil

SPED60HC Elite Series Sandwich Prep: Mega Top Series



3779 Champion Blvd., Winston-Salem, NC 27105
1-888-845-9800 Fax: 1-336-245-6453
Beverage-Air.com sales@bevair.com



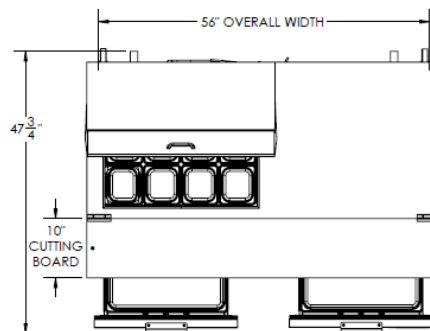
BEVERAGE-AIR

| MODEL | SPED60HC-12M-4 |
|--------------------------------------|---|
| EXTERNAL DIMENSIONAL DATA | |
| Width Overall | 60" |
| Depth Overall | 38 3/8" |
| Height Overall with 6" Casters | 49" |
| Number of Drawers | 4 |
| Depth with Top Drawers Open Extended | 47 3/4" |
| Drawer Opening (in) | Upper 22 5/8" x 11 1/8" Lower 22 5/8" x 7 1/2" |
| Depth, Cutting Board | 10" |
| INTERNAL DIMENSIONAL DATA | |
| NET Capacity (cubic ft.) | 16.02 |
| Internal Width Overall (in) | 56" |
| Internal Depth Overall (in) | 23 1/2" |
| Internal Depth Useable (in) | Upper 18 1/2" Lower 15 3/8" |
| Internal Height Overall (in) | 23" |
| Internal Height Useable (in) | 16" |
| Number of Pans | (12) 1/6 Size |
| ELECTRICAL DATA | |
| Full Load Amperes 115/60/1 | 5.4 |
| REFRIGERATION DATA | |
| Horsepower | 1/3 |
| Capacity (BTU/Hr)* | 1549 |
| WEIGHT DATA | |
| Gross Weight (Crated lbs) | 436 lbs |
| Height - Crated | 48" |
| Width - Crated | 62" |
| Depth - Crated | 38" |

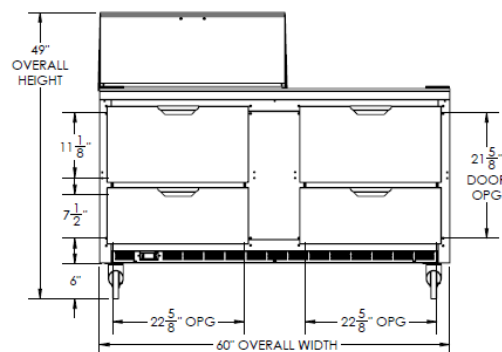
Food Preparation Table - Mega Top

Models: SPED60HC-12M-4

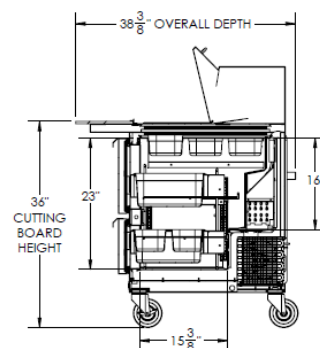
Model Views



Plan View



Elevation View



Side View

ELECTRICAL CONNECTION



115/60/1
NEMA-5-15P

Units pre-wired at
factory and include 8'
long cord and plug set.



an Ali Group Company



The Spirit of Excellence

3779 Champion Blvd., Winston-Salem, NC 27105
1-888-845-9800 Fax: 1-336-245-6453
Beverage-Air.com sales@bevair.com