



# BEVERAGE-AIR


Project: _____	AIA# _____
Item: _____	
Location: _____	SIS# _____
Approved: _____	

## SPE ELITE SERIES FOOD PREPARATION TABLES

SPE72 Sandwich Prep Table with 17" Cutting Board

Hydrocarbon Series

**MODELS:**  
**SPE72HC-18C**



**SPE72HC-18C**

**3 Year Parts/Labor Warranty**  
**Additional 2 Year Compressor Warranty**

### CABINET CONSTRUCTION

- Stainless steel front, sides, top, doors and grille (*galvanized back & bottom*)
- Interior liner is made of corrosion resistant aluminum
- Removable hoods and insulated lid assemblies are made of matching stainless steel
- Self-closing doors with 120° Stay-open feature, on cartridge style hinges
- Field-reversible doors with snap-in door gaskets
- Painted aluminum door handles
- 6" Casters, with (2) brakes standard
- 17" Wide cutting board constructed of white polyethylene plastic
- Cutting board removable for cleaning
- Two (2) epoxy-coated steel wire shelves per section standard
- Pans furnished are 4" deep constructed of polycarbonate plastic
- Enhanced airflow maintains temperature between 36° to 38°F

### OPTIONS & ACCESSORIES

- ☐ Stainless steel back
- ☐ Stainless steel interior
- ☐ Right or left hinged
- ☐ Locks (doors only)
- ☐ Overshelves (single or double)
- ☐ Drawers models
- ☐ Crumb catcher
- ☐ 6" legs or 3" casters available
- ☐ Low profile casters
- ☐ Richlite & composite cutting board
- ☐ Night cover
- ☐ Shelf dividers
- ☐ Pan Supports
- ☐ Digital / stem dial thermometer
- ☐ Remote option

### REFRIGERATION SYSTEM

- Refrigeration system uses R290 refrigerant to comply with all environmental concerns
- Automatic, non-electric defrost
- Epoxy coated evaporator coil

**SPE72 Elite Series Sandwich Prep: Cutting Top Series**



3779 Champion Blvd., Winston-Salem, NC 27105  
1-888-845-9800 Fax: 1-336-245-6453  
Beverage-Air.com sales@bevair.com



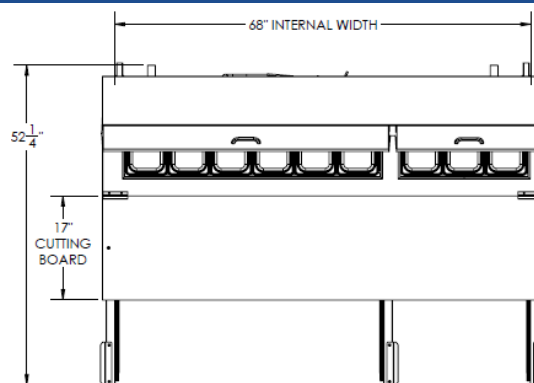
# BEVERAGE-AIR

MODEL	SPE72HC-18
<b>EXTERNAL DIMENSIONAL DATA</b>	
Width Overall	72"
Depth Overall	38 3/8"
Height Overall with 6" Casters	45"
Number of Doors	3
Depth with Door Open 90°	52 1/4"
Clear Door Opening (in)	19 5/8" x 21 5/8"
Depth, Cutting Board	17"
<b>INTERNAL DIMENSIONAL DATA</b>	
NET Capacity (cubic ft.)	20.02
Internal Width Overall (in)	68"
Internal Depth Overall (in)	23 3/8"
Internal Depth Useable (in)	Upper 18 1/2" Lower 15 3/8"
Internal Height Overall (in)	23"
Internal Height Useable (in)	17 3/4"
Number of Shelves	6
Number of Pans	(18) 1/6
<b>ELECTRICAL DATA</b>	
Full Load Amperes 115/60/1	5.4
<b>REFRIGERATION DATA</b>	
Horsepower	1/3
Capacity (BTU/Hr)*	1549
<b>WEIGHT DATA</b>	
Gross Weight (Crated lbs)	438 lbs
Height - Crated	48"
Width - Crated	74"
Depth - Crated	38"

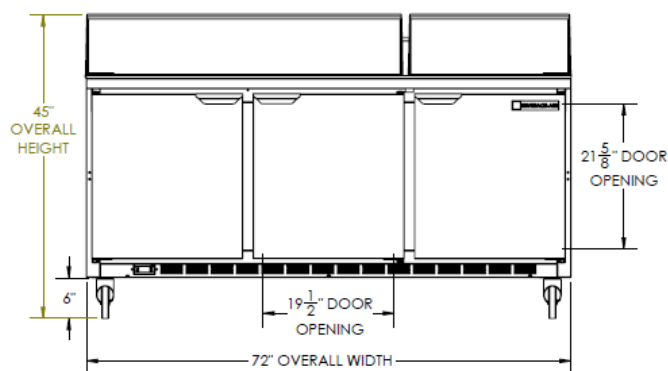
## Food Preparation Table - Cutting Top

Models: SPE72HC-18C

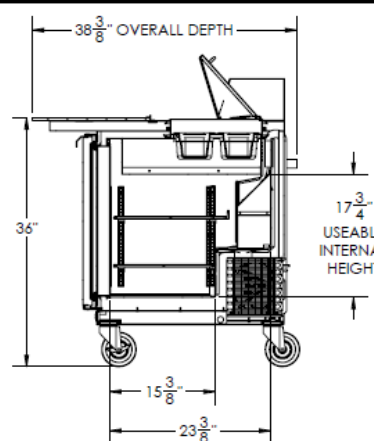
### Model Views



Plan View



Elevation View



Side View

### ELECTRICAL CONNECTION



115/60/1  
NEMA-5-15P

Units pre-wired at  
factory and include 8'  
long cord and plug set.



an Ali Group Company



The Spirit of Excellence

3779 Champion Blvd., Winston-Salem, NC 27105  
1-888-845-9800 Fax: 1-336-245-6453  
Beverage-Air.com sales@bevair.com