



BEVERAGE-AIR

Project: _____	AIA# _____
Item: _____	
Location: _____	SIS# _____
Approved: _____	

BOTTOM MOUNT REACH-IN REFRIGERATORS

RB27HC Glass Door Reach-in Refrigerator
Hydrocarbon Series

MODEL:
RB27HC-1G



RB27HC-1G

3 Year Parts/Labor Warranty
Additional 2 Year Compressor Warranty

CABINET CONSTRUCTION

- Stainless steel front and door, gray painted sides
- Gray painted aluminum interior
- Full electronic control
- LED lighting standard
- Anti-microbial doors handle
- Self-closing door with 120° Stay-open feature, on spring-loaded hinges
- One -piece grille allow easy removal/installation for preventative maintenance
- Three (3) heavy duty epoxy coated wire shelves standard
- 6" Caster standard with (2) brakes
- Maintains product temperatures between 36°-38° F

OPTIONS & ACCESSORIES

- ☐ Stainless steel universal tray slide pair, 1 tray slide set for (1) 18" x 26" or (2) 14" x 18" pans (AC)
- ☐ Epoxy shelves
- ☐ Shelf clips
- ☐ 3" caster or 6" legs
- ☐ Door locks
- ☐ Remote option

REFRIGERATION SYSTEM

- Refrigeration system uses R290 refrigerant to comply with all environmental concerns
- Automatic, non-electric defrost
- Epoxy coated evaporator coil

RB27HC Bottom Mount Models: Vista Series



3779 Champion Blvd., Winston-Salem, NC 27105
1-888-845-9800 Fax: 1-336-245-6453
Beverage-Air.com sales@bevair.com



BEVERAGE-AIR

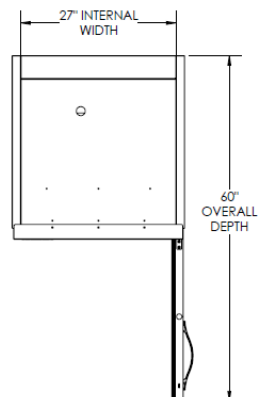
MODEL	RB27HC-1G
EXTERNAL DIMENSIONAL DATA	
Width Overall	30"
Depth Overall with Handle	33 3/4"
Height Overall with 6" casters	84 1/4"
Number of Doors	1
Depth with Door Open 90°	60"
INTERNAL DIMENSIONAL DATA	
NET Capacity (cubic ft.)	25.88
Internal Width Overall (in)	27"
Internal Depth Overall (in)	26"
Internal Height Overall (in)	61 5/8"
Internal Height Useable (in)	53"
Number of Shelves	3
ELECTRICAL DATA	
Full Load Amperes 115/60/1	3.0
REFRIGERATION DATA	
Horsepower	1/4
Capacity (BTU/Hr)*	1480
WEIGHT DATA	
Gross Weight (Crated lbs)	373 lbs
Height - Crated	85"
Width - Crated	31 1/2"
Depth - Crated	36"

Vista Series Bottom Mount Reach-in Refrigerator

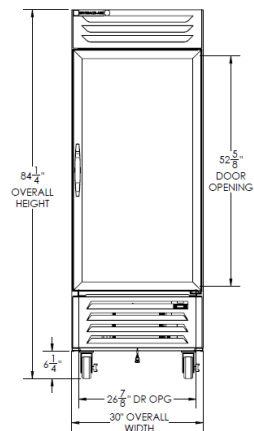
Model: RB27HC-1G

Model Views

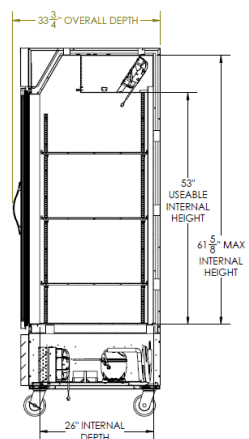
Plan View



Elevation View



Side View



ELECTRICAL CONNECTION



115/60/1
NEMA-5-15P

Units pre-wired at
factory and include 8'
long cord and plug set.



an Ali Group Company



The Spirit of Excellence

3779 Champion Blvd., Winston-Salem, NC 27105
1-888-845-9800 Fax: 1-336-245-6453
Beverage-Air.com sales@bevair.com