



# BEVERAGE-AIR

Project: _____	AIA# _____
Item: _____	
Location: _____	SIS# _____
Approved: _____	

## HBF BOTTOM MOUNT REACH-IN FREEZERS

HBF12HC Solid Door Bottom Mount Freezer  
Hydrocarbon Series

**MODEL:**  
**HBF12HC-1**

HBF12HC Bottom Mount Models: Horizon Series



**HBF12HC-1**

**3 Year Parts/Labor Warranty**  
**Additional 2 Year Compressor Warranty**

### CABINET CONSTRUCTION

- Stainless steel front, side, and grille (galvanized back & bottom)
- Stainless steel interior
- Full electronic control with one-touch defrost
- Expansion valve technology
- One -piece grille allow easy removal/installation for preventative maintenance
- Double pane LowE argon filled glass door features inside and outside panes that are tempered for added safety
- Self closing door with 120° stay open feature
- Spring-loaded style hinges
- Plug-in magnetic door gaskets
- Anti-microbial door handle
- Four (4) heavy duty epoxy coated wire shelves
- 6" Casters with two (2) brakes
- LED lighting standard
- Freezer capable of maintaining product temperature down to -10°F

### OPTIONS & ACCESSORIES

- ☐ Stainless steel universal tray slide pair, 1 tray slide set for (1) 18" x 26" or (2) 14" x 18" pans (AC)
- ☐ 3" caster or 6" legs
- ☐ Epoxy shelves
- ☐ Shelf clips
- ☐ Remote option

### REFRIGERATION SYSTEM

- Refrigeration system uses R290 refrigerant to comply with all environmental concerns
- Automatic, electric defrost
- Epoxy coated evaporator coil



3779 Champion Blvd., Winston-Salem, NC 27105  
1-888-845-9800 Fax: 1-336-245-6453  
Beverage-Air.com sales@bevair.com



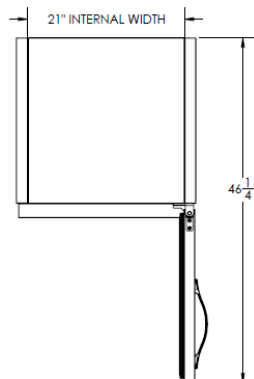
# BEVERAGE-AIR

## Bottom Mount Reach-ins Freezer

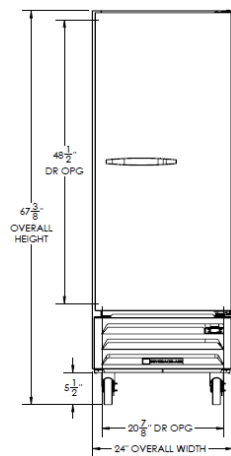
Model: HBF12HC-1

MODEL	HBF12HC-1
<b>EXTERNAL DIMENSIONAL DATA</b>	
Width Overall	24"
Depth Overall with Handle	26"
Height Overall	67 3/8"
Number of Doors	1
Depth with Door Open 90°	46 1/4"
Door Opening (in)	20 7/8" x 48 1/2"
<b>INTERNAL DIMENSIONAL DATA</b>	
NET Capacity (cubic ft.)	11.9
Internal Width Overall (in)	21"
Internal Depth Overall (in)	18 1/4"
Internal Height Overall (in)	48 3/4"
Internal Height Useable (in)	44 3/4"
Number of Shelves	4
<b>ELECTRICAL DATA</b>	
Full Load Amperes 115/60/1	5
<b>REFRIGERATION DATA</b>	
Horsepower	1/2
Capacity (BTU/Hr)*	1624
<b>WEIGHT DATA</b>	
Gross Weight (Crated lbs)	284 lbs
Height - Crated	68"
Width - Crated	27"
Depth - Crated	29"

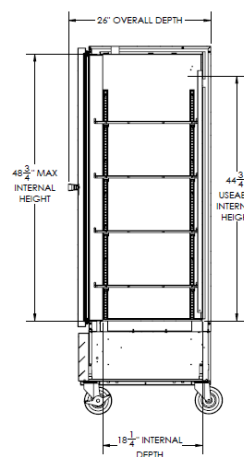
### Model Views



Plan View



Elevation View



Side View

### ELECTRICAL CONNECTION



115/60/1  
NEMA-5-15P

Units pre-wired at  
factory and include 8'  
long cord and plug set.



an Ali Group Company



The Spirit of Excellence

3779 Champion Blvd., Winston-Salem, NC 27105  
1-888-845-9800 Fax: 1-336-245-6453  
Beverage-Air.com sales@bevair.com