



BEVERAGE-AIR

| | |
|-----------------|------------|
| Project: _____ | AIA# _____ |
| Item: _____ | |
| Location: _____ | SIS# _____ |
| Approved: _____ | |

MT MARKETEER™ MERCHANDISERS

MT49 Black Sliding Door Model
Hydrocarbon Series

MODELS:
MT49-1SDB

MT49™ Merchandiser: Sliding Door Model



MT49-1SDB

3 Year Parts/Labor Warranty
Additional 2 Year Compressor Warranty

CABINET CONSTRUCTION

- Standard cabinet exterior finish is heavy duty steel with a white baked on durable coating
- Heavy duty interior construction includes white coated steel
- Electronic temperature control
- Modern one piece grill
- Double pane lowE argon filled glass doors feature outside pane that is tempered for added safety
- Self-closing sliding glass door, black door frames regardless of exterior color
- Pocket door handle
- LED lighting
- Five (5) epoxy coated shelves per section
- 2" Leveling feet

OPTIONS & ACCESSORIES

- ☐ Extra shelves & clips
- ☐ 3" Casters
- ☐ Visislide shelving kit
- ☐ Door lock (field installed only)

REFRIGERATION SYSTEM

- Refrigeration system uses R290 refrigerant to comply with all environmental standards
- Condenser is designed to be low maintenance, and energy efficient.
- Automatic, non-electric defrost
- Epoxy coated evaporator coil



3779 Champion Blvd., Winston-Salem, NC 27105
1-888-845-9800 Fax: 1-336-245-6453
Beverage-Air.com sales@bevair.com



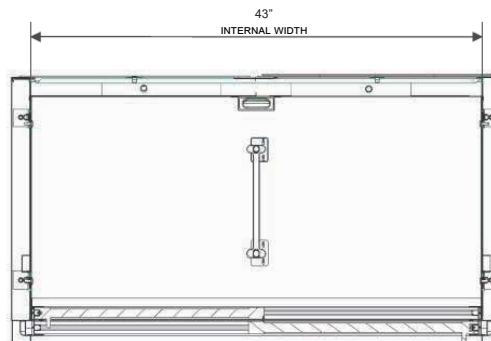
BEVERAGE-AIR

| MODEL | MT49-1SDB |
|----------------------------------|------------|
| EXTERNAL DIMENSIONAL DATA | |
| Width Overall | 47 1/8" |
| Depth Overall | 30 1/8" |
| Height Overall | 78 5/8" |
| Number of Doors | 2 |
| Shelf Area (Sq. in) | 416 11/32" |
| INTERNAL DIMENSIONAL DATA | |
| NET Capacity (cubic ft.) | 39.03 |
| Capacity 20 oz | 490 |
| Internal Width Overall (in) | 43" |
| *Internal Depth Overall (in) | 22 3/8" |
| Internal Height Overall (in) | 60 1/2" |
| Internal Height Useable (in) | 54 13/16" |
| Number of Shelves | 10 |
| ELECTRICAL DATA | |
| Full Load Amperes 115/60/1 | 8.3 |
| REFRIGERATION DATA | |
| Horsepower | 1/2 |
| Capacity (BTU/Hr)* | 3615 |
| WEIGHT DATA | |
| Gross Weight (Crated lbs) | 441.80 lbs |
| Height - Crated | 84 1/4" |
| Width - Crated | 50 1/8" |
| Depth - Crated | 34" |

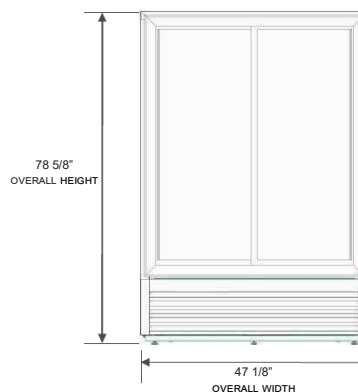
Glass Sliding Door Model

Models: MT49-1SDB

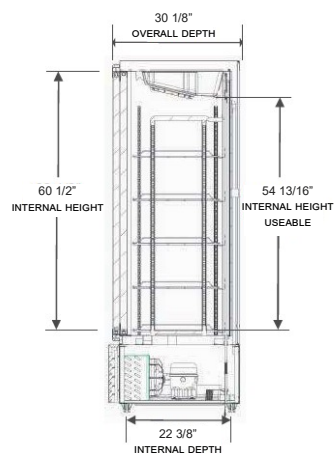
Model Views



Plan View



Elevation View



Side View

ELECTRICAL CONNECTION



115/60/1
NEMA-5-15P

Units pre-wired at
factory and include 8'
long cord and plug set.



an Ali Group Company



3779 Champion Blvd., Winston-Salem, NC 27105
1-888-845-9800 Fax: 1-336-245-6453
Beverage-Air.com sales@bevair.com