



# BEVERAGE-AIR

Project: _____	AIA# _____
Item: _____	
Location: _____	SIS# _____
Approved: _____	

## SMF SCHOOL MILK COOLERS

SMF34HC Single Access, Forced Air  
Hydrocarbon Series

**MODELS:**  
**SMF34HC-1-S**  
**SMF34HC-1-W**



**SMF34HC-1-S**



**SMF34HC-1-W**

### OPTIONS & ACCESSORIES

- ☐ Wrap around & corner bumpers
- ☐ Graphics

**3 Year Parts/Labor Warranty**  
**Additional 2 Year Compressor Warranty**

### CABINET CONSTRUCTION

- SS units: Stainless steel exterior and interior
- White units: White coated steel exterior and interior is galvanized steel with stainless steel floor for maximum milk crate support.
- Lids, doors, adjustable hinges and door latches made from stainless steel are standard on all units
- Full electronic Control
- Heavy-duty epoxy coated steel wire floor racks standard
- Floor drain is centrally located for easy cleaning, connecting to drain hose with hose adapter
- Flexible compression door gaskets ensure tight seal
- Self-latching doors/lids with safety bumpers
- Exterior thermometer
- Cylinder lock
- 7" Heavy-duty plate casters (2 with locks)
- Maintains continuous milk temperature between 36° - 38°F

### REFRIGERATION SYSTEM

- Refrigeration system uses R290 refrigerant to comply with all environmental concerns
- Automatic, non-electric defrost
- Epoxy coated evaporator coil

SMF34HC Single Access, Forced Air : School Milk Series



3779 Champion Blvd., Winston-Salem, NC 27105  
1-888-845-9800 Fax: 1-336-245-6453  
Beverage-Air.com sales@bevair.com



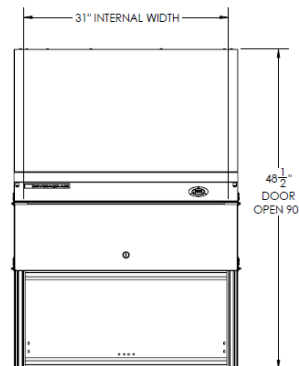
# BEVERAGE-AIR

MODEL	SMF34HC-1-S	SMF34HC-1-W
<b>EXTERNAL DIMENSIONAL DATA</b>		
Width Overall	34"	34"
Depth Overall	33 5/8"	33 5/8"
Height Overall with Casters	46 7/8"	46 7/8"
Number of Lids/Doors	Single Access	Single Access
<b>INTERNAL DIMENSIONAL DATA</b>		
NET Capacity (cubic ft.)	13.59	13.59
Internal Width Overall (in)	31"	31"
Internal Depth Overall (in)	30"	30"
Internal Height Overall (in)	24 7/8"	24 7/8"
<b>CASE CAPACITIES</b>		
13" x 13" x 11"	8	8
19" x 13" x 11"	4	4
<b>ELECTRICAL DATA</b>		
Full Load Amperes 115/60/1	3	3
<b>REFRIGERATION DATA</b>		
Horsepower	1/6	1/6
Capacity BTU	1010	1010
<b>WEIGHT DATA</b>		
Gross Weight (Crated lbs)	328 lbs	328 lbs
Height - Crated	53 1/2"	53 1/2"
Width - Crated	39"	39"
Depth - Crated	38"	38"

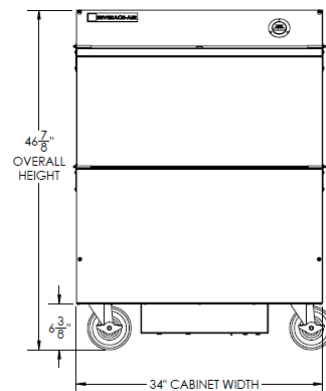
## SMF Series—School Milk Cooler

Models: SMF34HC-1-S, SMF34HC-1-W

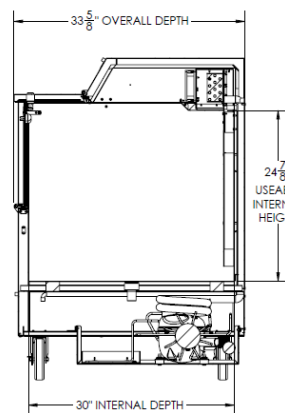
### Model Views



Plan View



Elevation View



Side View

### ELECTRICAL CONNECTION



115/60/1  
NEMA-5-15P

Units pre-wired at  
factory and include 8'  
long cord and plug set.



an Ali Group Company



The Spirit of Excellence

3779 Champion Blvd., Winston-Salem, NC 27105  
1-888-845-9800 Fax: 1-336-245-6453  
Beverage-Air.com sales@bevair.com