



# BEVERAGE-AIR

Project: _____	AIA# _____
Item: _____	
Location: _____	SIS# _____
Approved: _____	

## SMF SCHOOL MILK COOLERS

SMF58HC Single Access, Forced-Air  
Hydrocarbon Series

**MODELS:**  
**SMF58HC-1-S**  
**SMF58HC-1-W**



**SMF58HC-1-S**



**SMF58HC-1-W**

### OPTIONS & ACCESSORIES

- ☐ Wrap around & corner bumpers
- ☐ Graphics

**3 Year Parts/Labor Warranty**  
**Additional 2 Year Compressor Warranty**

### CABINET CONSTRUCTION

- SS units: Stainless steel exterior and interior
- White units: White coated steel exterior and interior is galvanized steel with stainless steel floor for maximum milk crate support.
- Lids, doors, adjustable hinges and door latches made from stainless steel are standard on all units
- Full electronic Control
- Heavy-duty epoxy coated steel wire floor racks standard
- Floor drain is centrally located for easy cleaning, connecting to drain hose with hose adapter
- Flexible compression door gaskets ensure tight seal
- Self-latching doors/lids with safety bumpers
- Exterior thermometer
- Cylinder lock
- 7" Heavy-duty plate casters (2 with locks)
- Maintains continuous milk temperature between 36° - 38°F

### REFRIGERATION SYSTEM

- Refrigeration system uses R290 refrigerant to comply with all environmental concerns
- Automatic, non-electric defrost
- Epoxy coated evaporator coil

SMF58HC Single Access, Forced Air : School Milk Series



3779 Champion Blvd., Winston-Salem, NC 27105  
1-888-845-9800 Fax: 1-336-245-6453  
Beverage-Air.com sales@bevair.com



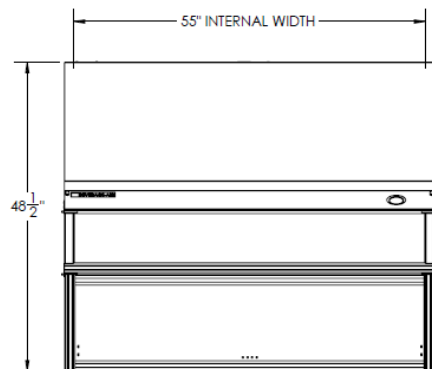
# BEVERAGE-AIR

MODEL	SMF58HC-1-S	SMF58HC-1-W
<b>EXTERNAL DIMENSIONAL DATA</b>		
Width Overall	58"	58"
Depth Overall	33 5/8"	33 5/8"
Height Overall with Casters	47"	47"
Number of Lids/Doors	Single Access	Single Access
<b>INTERNAL DIMENSIONAL DATA</b>		
NET Capacity (cubic ft.)	24	24
Internal Width Overall (in)	55"	55"
Internal Depth Overall (in)	30"	30"
Internal Height Overall (in)	24 7/8"	24 7/8"
<b>CASE CAPACITIES</b>		
13" x 13" x 11"	16	16
19" x 13" x 11"	10	10
<b>ELECTRICAL DATA</b>		
Full Load Amperes 115/60/1	3.3	3.3
<b>REFRIGERATION DATA</b>		
Horsepower	1/3	1/3
Capacity BTU	2052	2052
<b>WEIGHT DATA</b>		
Gross Weight (Crated lbs)	458 lbs	458 lbs
Height - Crated	54"	54"
Width - Crated	63"	63"
Depth - Crated	38"	38"

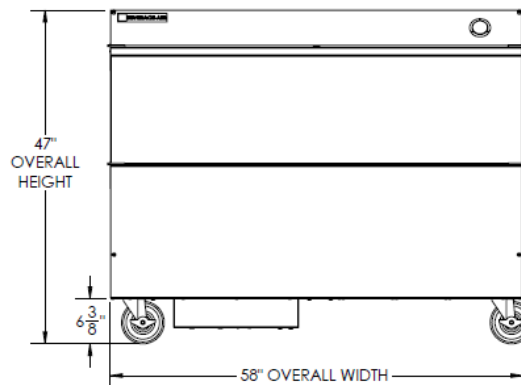
## SMF Series—School Milk Cooler

Models: SMF58HC-1-S, SMF58HC-1-W

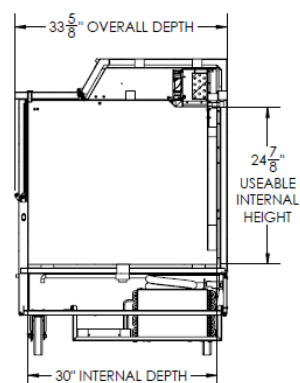
### Model Views



### Plan View



### Elevation View



### Side View

## ELECTRICAL CONNECTION

Units pre-wired at factory and include 8' long cord and plug set.



115/60/1  
NEMA-5-15P



an Ali Group Company



The Spirit of Excellence

3779 Champion Blvd., Winston-Salem, NC 27105  
1-888-845-9800 Fax: 1-336-245-6453  
Beverage-Air.com sales@bevair.com